





Home Storage

CARE BOOKLET

Scan for tips on keeping
your furniture at its best.



Auraline®

[Click to Purchase](#)

[Download PDF](#)



Design Registration No.: 330987, 330988, 330986

In the set
Auraline®



Men's Basic



Men's Premium



Women's Basic



Women's Premium



[Click to Purchase](#)

[Download PDF](#)

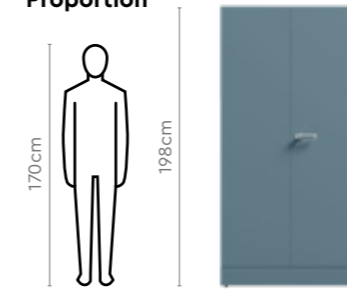
Auraline®

Features

- This sturdy storage is available in four variants, and comes with a numeric lock for additional security.
- The shelves can be configured to cater to your specific storage needs.
- The Men's Premium and Women's Premium variants are equipped with LED lights.
- The doors have hooks to hang clothes and are reinforced with two layers, making them sturdy and durable.

Mirror is an optional accessory.

Proportion



Colour

BODY



Tex Bond White

DOOR



Tex Affogato



Tex Bond White



Tex Azure Blue



Tex Navy Blue



Matt Pre-coated Walnut

DOOR



Matt Skipper Blue



Matt Tree Mist



Matt Peach Whip



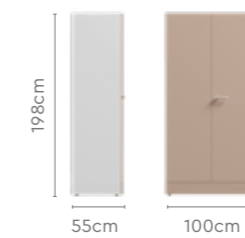
Matt Sepia Rose




Matt Sky Gray

Measurements


Men's Basic




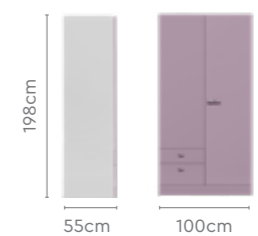
Men's Premium



Women's Basic



Women's Premium



Centurion

[Click to Purchase](#)
[Download PDF](#)

Features

- This almira uses high quality CRCA steel for its parts, giving it a sturdy and durable build.
- It has a secret compartment for storing jewellery within, lined with velvet linen.
- Includes a retractable, pull-out clothes hanger.
- The almira comes equipped with an EXS lock, a one-of-a-kind high-security spring-less locking technology that's virtually non-duplicable.



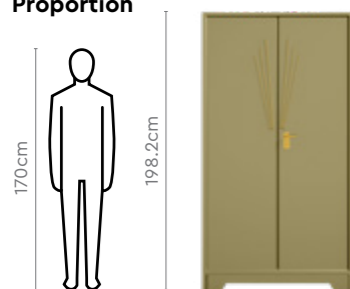
Colour




Measurements



Proportion



Details



Centurion Plus

[Click to Purchase](#)
[Download PDF](#)

Features

- A modern version of the almira, the Centurion Plus is masterfully crafted to meet today's needs.
- Ample space for shirts, blazers, and coats on the retractable, pull-out hanger. Adjustable shelves for custom setup.
- Equipped with 4 motion sensor lights, making it easy to find items stored within.
- The locker consists of 2 jewellery organising drawers, 2 half shelves and a secret locker.
- The biometric locking system adds extra security, convenience, and reduces the stress of losing keys.
- Decorated with stylish brass strips that run along the length of the door.



Measurements

Without Mirror



With Mirror

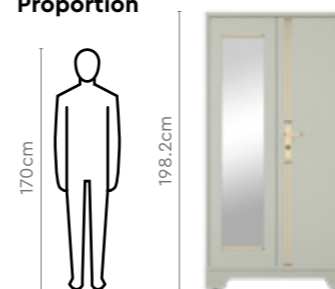


Mirror is an add-on.

Colour



Proportion



Details



Slide & Store

[Click to Purchase](#)

[Download PDF](#)

Features

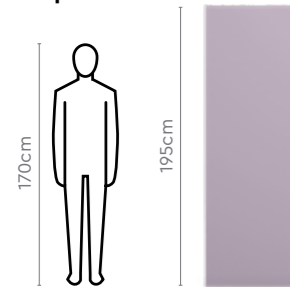
- The sliding doors provide the perfect solution for all your space problems.
- Contemporary colour options make your room look vibrant.
- Comes with integrated, non-protruding steel handles, ensuring total safety for you and your family.
- Has a mix of internal shelves and drawer storages.

Mirror is an optional accessory.



Design Registration No.: 272104, 272105

Proportion

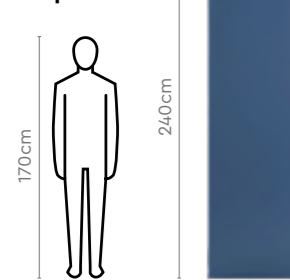


Measurements

Slide & Store Pro



Proportion



Slide & Store Pro Plus



Details



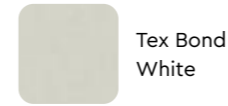
Slide & Store

[Click to Purchase](#)

[Download PDF](#)

Colour

BODY




Tex Bond White


DOOR



Tex Shell Wine Red




Tex Phiroja Blue



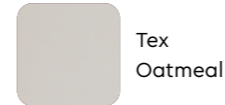
Tex Blush Red



Matt Sepia Brown



Tex Bond White



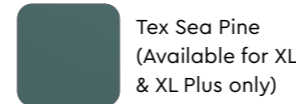
Tex Oatmeal



Matt Lilac Glaze



Tex Kangaroo



Tex Sea Pine (Available for XL & XL Plus only)

Measurements


Slide & Store Compact



Slide & Store Compact Plus



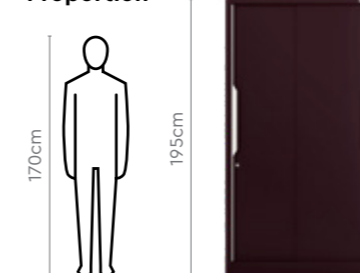
Slide & Store XL



Slide & Store XL Plus



Proportion



Details



Aceline®

[Click to Purchase](#)

[Download PDF](#)

Features

- The classic 2-door steel wardrobe has been updated for contemporary homes and needs.
- The product stands out with its vibrant colours, changing the perception towards steel wardrobes.
- "Box-in, Box-out" nature of product makes it ready-to-use upon purchase, as it doesn't require any installation by technicians.
- The doors are reinforced with two layers, making them sturdy and durable.



INDIA Trade Mark No.: 5567332

Colour

SINGLE TONE



DUAL TONE



In the set
Aceline®

Aceline® Full Lock

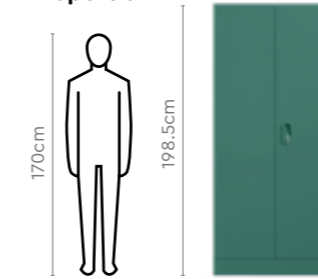


Aceline® Half Lock



Aceline®

Proportion



Measurements

Aceline® Full Lock



Details



Aceline® Half Lock



Details



[Click to Purchase](#)

[Download PDF](#)

Digital Printed Range – Aceline®

[View More](#) →

[Download PDF](#) ↓

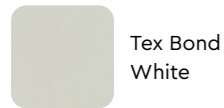
Features

- The Aceline® wardrobe brings nature into your bedroom, combining tropical prints with modern aesthetics.
- Superior quality digital prints for bright colours and a clear and sharp finish.
- Modular design allows for easy expansion, while welded construction ensures durability.
- Slam-shut locking system for convenience and security.
- Internal configuration options with hidden locker.
- Removable skirting for ground cleaning.



Colour

BODY



Tex Bond White

DOOR



Foliage Green



Magic Purple

Measurements



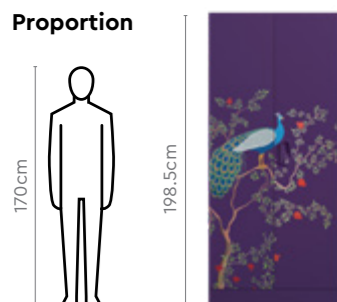
Tropical Jungle on Foliage Green




Peacock Perch on Magic Purple



Proportion



Details



Wardrobe H & H1

[Click to Purchase](#) 🛒

[Download PDF](#) ↓

Features

- This almirah comes with a locker for your important documents, valuables, and things you don't want your kids to stumble upon.
- The locker also includes a secret compartment for additional safekeeping.
- The key to this wardrobe has computer-monitored precision dimples. These dimples make using another key to open it next to impossible.



Colour

SINGLE TONE

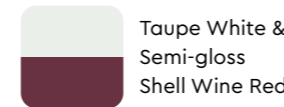


Semi-gloss Graphite Grey

DUAL TONE



Semi-gloss Royal Ivory & Tex Deep Pink



Taupe White & Semi-gloss Shell Wine Red

Measurements

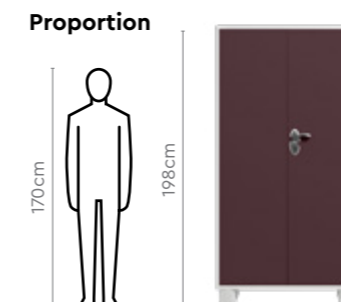
Wardrobe H



Wardrobe H1



Proportion



Details



Neolite®

[Click to Purchase](#)

[Download PDF](#)

Features

- Economical design with knock-down construction, Neolite is easy to assemble.
- It has a flushed handle with a slam-shut locking mechanism and comes with the added benefit of a locker.
- Welded construction adds to its sturdiness and durability.
- Levellers at the bottom ensure perfect alignment even on an uneven floor.



Colour

SINGLE TONE

- Tex Blush Red
- Tex Denim Blue
- Tex Sphinx

DUAL TONE

- Tex Bond White & Tex Mulberry
- Tex Bond White & Tex Bluejay

Variants Neolite®

Neolite® 2 Door Wardrobe



Neolite® 3 Door Wardrobe



Neolite®

Proportion




Measurements

Neolite® 2 Door Wardrobe



Details



Neolite® 3 Door Wardrobe



Details



[Click to Purchase](#)

[Download PDF](#)

Storwel® Ace

[View More](#) →

[Download PDF](#) ↓

Features

- The wardrobe with a clever, slim design that maximises storage using minimum floor space.
- Seamless integration of extra adjacent wardrobes at par with the aesthetics of wooden cabinet carpentry.
- Welded construction ensures durability.
- The doors are reinforced with two layers, making them sturdy and long-lasting.
- Removable skirting for efficient ground cleaning.



Colour

SINGLE TONE



DUAL TONE



Variants

Storwel® Ace

Storwel® Ace Full Lock



Storwel® Ace Half Lock

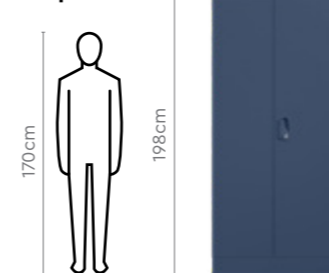


Storwel® Ace

[View More](#) →

[Download PDF](#) ↓

Proportion



Measurements

Storwel® Ace Full Lock



Details



Storwel® Ace Half Lock



Details



StorEase

[Click to Purchase](#)

[Download PDF](#)

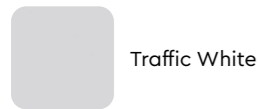
Features

- The versatile StorEase range of home storage units add style and function to any room.
- Shelving system allows you to tailor storage to your needs, including hanging rods.
- Ample stacking space for everything from clothing, books, and crockery to décor and valuables.
- Smooth hinge operation and robust locking system.
- Sturdy, steel structure for long-lasting performance.



Colour

BODY



Traffic White


DOOR




Pale Green



Traffic White



Rose



Pastel Blue

StorEase Range



Measurements

Display Unit with glass and steel swing doors



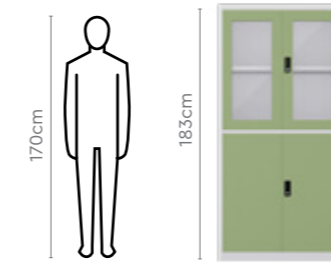
Details



[Click to Purchase](#)

[Download PDF](#)

Proportion




Measurements

Display Unit with glass swing doors



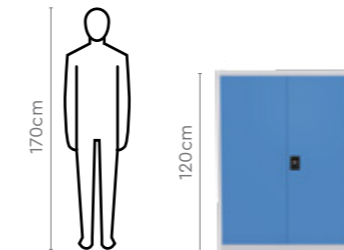
Locker Unit




Display Unit with glass and steel sliding doors




Proportion



Minor with steel swing doors



Details



Storwel® M2

Click to Purchase

Download PDF

Features

- The CRCA steel used in this almirah provides it a hardened structure, enabling it to bear heavy weights effortlessly.
- An internal locker with its own key adds another layer of security for your belongings.



Colour


SINGLE TONE



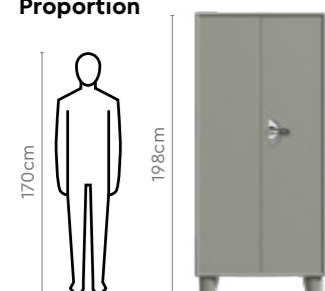
DUAL TONE



Measurements



Proportion



Details



Kreation X2

View More

Download PDF

Features

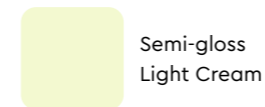
- Modular construction available in variable configurations and colours.
- Wall-to-wall steel wardrobe solution that's achieved by combining different units together.
- Has a clean finish, making it apt for all types of interior styles.



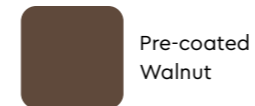
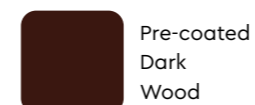
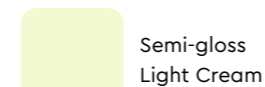
Design Registration No.: 259045, 259043, 259044

Colour

BODY



DOOR



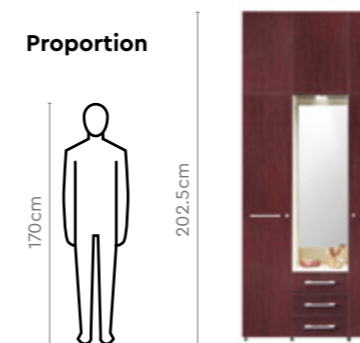
Measurements

All sizes in cm

| | Width | Depth | Height |
|--|-------------|-------|--------|
| Main Base Unit With Door | 40/45/50.0 | 52.0 | 202.5 |
| Add on Base Unit With Door | 40/45/50.0 | 52.0 | 202.5 |
| Full Width Add on Base Unit With Door | 80/90/100.0 | 52.0 | 202.5 |
| Main OH Unit With Door | 40/45/50.0 | 52.0 | 65.0 |
| Add on OH Unit With Door | 40/45/50.0 | 52.0 | 65.0 |
| Full Width Main OH Unit With Doors | 80/90/100.0 | 52.0 | 65.0 |
| Dresser | 85/90/95.0 | 52.0 | 202.5 |
| Locker | 40/45/50.0 | 43.75 | 35.65 |
| Drawer | 40/45/50.0 | 43.75 | 19.2 |
| Side Panel For Base Unit | 2.5 | 52.5 | 199.0 |
| Side Panel For Base & OH Unit | 2.5 | 52.5 | 264.0 |



Proportion



Kreation X3

Modular Wardrobes



Discover the Kreation X3, a multi-functional storage solution that brings both style and functionality to your home with endless possibilities. Elevate the aesthetics of your home like never before.



Kreation X3 Range



[View More](#) →

[Download PDF](#) ↓

Hinged Door



Corner Unit

Dressers



Wingline

Chest of Drawers



[View More](#) →


[Download PDF](#) ↓

Features


- Sleek and versatile, the space-saving Kreation X3 collection elevates sophistication and promotes an uncluttered living space.
- Tailor your own space storage solutions for every room with a combination of opaque and transparent units featuring add-ons like drawers, lockers, shelves and hanging rods.
- Display storage units offer aesthetic shelf space for a personal library, decorative items, or dinnerware.
- Pre-coated steel structure and double layered doors enhances durability.

Colours


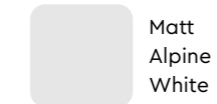
BODY



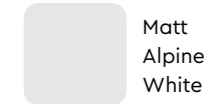
PRE-COATED BODY



DOOR



GLASS DOOR



Disclaimer: Mirrors can not be added to any doors.

Configurations

Hinged Door

Hinged Door + Dresser



Hinged Door + Chest Of Drawer

Wingline



Kreation X3 Range

[View More](#) →

[Download PDF](#) ↓

Hinged Door 1950H



Pre-coated Hinged Door 1950H



Hinged Door 1980H



Hinged Door 2580H



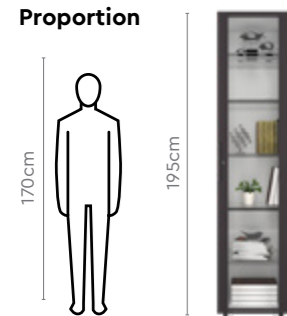
Hinged Door + 600H OHU



Hinged Door + 900H OHU



Proportion



| All sizes in cm | Width | Depth | Height |
|--|----------------|-------|--------|
| Hinged Door Main/Add on Unit | 45/60/90/120.0 | 43.0 | 195.0 |
| | 45/60/90/120.0 | 58.0 | 198.0 |
| | 45/60/90/120.0 | 58.0 | 258.0 |
| Pre-Coated Hinged Door Main/Add on Unit | 45/90.0 | 43.0 | 195.0 |
| Hinged Door OHU Main/Add on Unit | 45/60/90/120.0 | 58.0 | 90.0 |
| Wall Mount OHU unit | 90/120.0 | 58.0 | 60.0 |

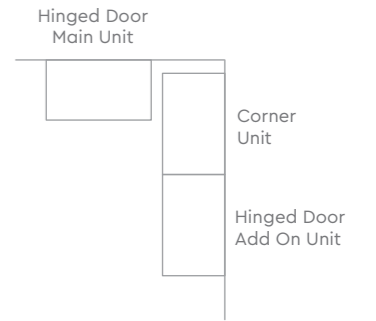
[View More](#) →

[Download PDF](#) ↓

Corner Unit 1980H



Corner Unit 2580H



Dresser 1 1980H



Dresser 1 2580H



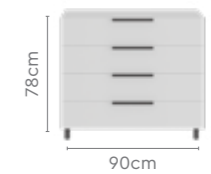
Dresser 2



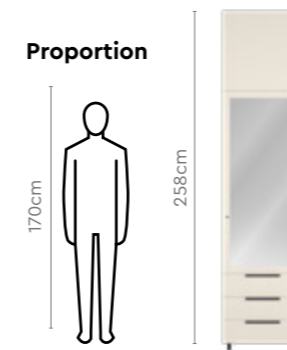
Wingline 1800W



Chest Of Drawers



Proportion



| All sizes in cm | Width | Depth | Height |
|-------------------------|-----------|-------|-----------|
| Corner Unit | 100.0 | 58.0 | 198/258.0 |
| Corner OHU unit | 100.0 | 58.0 | 60.0 |
| Dresser 1 | 45/60.0 | 58.0 | 198.0 |
| | 45/60.0 | 58.0 | 258.0 |
| Dresser 2 | 45/60.0 | 58.0 | 198.0 |
| Wingline | 180/240.0 | 58.0 | 258.0 |
| Chest Of Drawers | 90/120.0 | 58.0 | 78.0 |

Slimline 2SH

[Click to Purchase](#)
[Download PDF](#)


Features

- The classic steel wardrobe with a contemporary look and feel.
- Ideal for youngsters who don't need a locker, and only require minimal shelves to organize their belongings.

Mirror and Overhead Unit (OHU) are optional accessories.

Colour

BODY




DOOR



Design Registration No.: 216538

Measurements



Proportion



Details



Slimline 4SH

[Click to Purchase](#)
[Download PDF](#)

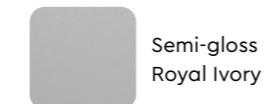
Features

- Four shelves offer more compartments and better organisation of clothes and accessories.
- Comes in dual colour tones with a variety of combinations to choose from.
- Apt for compact spaces and small families.

Mirror and Overhead Unit (OHU) are optional accessories.

Colour


BODY




DOOR



Measurements



Proportion



Details



Slimline 2 Door Locker

With Overhead Unit (OHU)

[Click to Purchase](#)

[Download PDF](#)




Features

- A steel wardrobe with a minimal design and ample storage space.
- Comes with an internal locker for valuables, and an overhead storage unit for larger items that are not needed on a regular basis.


Mirror and Overhead Unit (OHU) are optional accessories.

Measurements

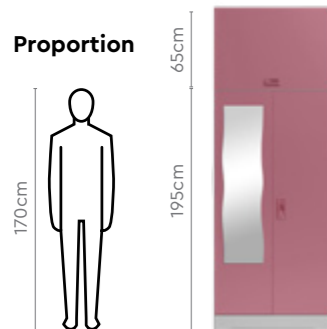
Without Overhead Unit (OHU)



With Overhead Unit (OHU)



Proportion



Details



Slimline 2 Door Locker With Overhead Unit (OHU)

[Click to Purchase](#)

[Download PDF](#)

Colour

BODY



DOOR



Mirror Types

SA Metal Mirror

Curvilinear Mirror

Star Mirror

Straight Mirror



Slimline 2 Door

With Locker + Drawer

Click to Purchase

Download PDF



Design Registration No.: 216538


Features

- This wardrobe is a 2-door compact variant of the Slimline family.
- Fits easily into any corner of a room, and is available in a wide range of colours.
- Internal drawer and locker system provide space and security for your valuables.


Mirror and Overhead Unit (OHU) are optional accessories.

Measurements

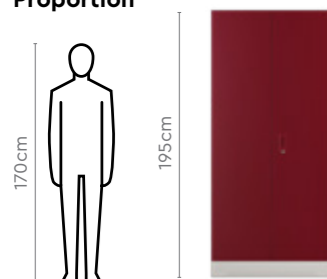
Without Overhead Unit (OHU)



With Overhead Unit (OHU)



Proportion



Details



2 Door Slimline With Locker + Drawer

Click to Purchase

Download PDF

Colour

BODY



DOOR



Mirror Types

SA Metal Mirror

Curvilinear Mirror

Star Mirror

Straight Mirror



Slimline 3 Door

With Locker + OHU

Click to Purchase

Download PDF



Design Registration No.: 216538


Features

- One part design and one part security, the Slimline wardrobe is a perfect mix of both.
- Cleverly-designed internal structure allows easy categorization and storage.
- Integrated mirror solves the purpose of the dresser, and the overhead unit (OHU) provides extra storage.


Mirror and Overhead Unit (OHU) are optional accessories.

Measurements

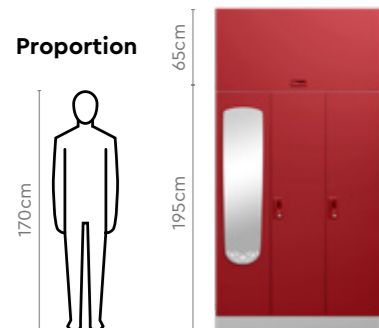
Without Overhead Unit (OHU)



With Overhead Unit (OHU)



Proportion



Details



3 Door Slimline With Locker + OHU

Click to Purchase

Download PDF

Colour

BODY



DOOR



Mirror Types

SA Metal Mirror

Curvilinear Mirror

Star Mirror

Straight Mirror



Slimline 3 Door

With Locker + Drawer

Click to Purchase

Download PDF



Design Registration No.: 216538


Features

- Wardrobe with internal double drawers to store important documents and accessories.
- Comes equipped with a locker to keep your valuables safe.
- Available in various colour options to select from.


Mirror and Overhead Unit (OHU) are optional accessories.

Measurements

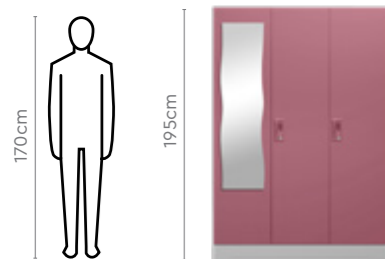
Without Overhead Unit (OHU)



With Overhead Unit (OHU)



Proportion



Details



3 Door Slimline With Locker + Drawer

Click to Purchase

Download PDF

Colour

BODY



DOOR



Mirror Types

SA Metal Mirror

Curvilinear Mirror

Star Mirror

Straight Mirror



Slimline Blend

With Overhead Unit (OHU)

Click to Purchase 

Download PDF 

Features

- A complete package of storage options for large Indian families.
- Comes with external drawers and an overhead unit (OHU) for additional storage needs.
- Various compartments and sections within the wardrobe help you organize your things better.

Mirror and Overhead Unit (OHU) are optional accessories.



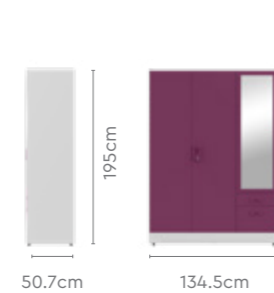
Design Registration No.: 216538

Colour




Measurements

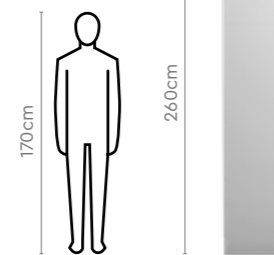
Without Overhead Unit (OHU)



With Overhead Unit (OHU)



Proportion



Details



Slimline Dual

Click to Purchase 

Download PDF 

Features

- Dual colour and function.
- External drawers have compartments to organize small accessories, and the integrated mirror portion converts the wardrobe into a dresser.
- Available in bright colour combinations.

Mirror and Overhead Unit (OHU) are optional accessories.




Colour



Measurements

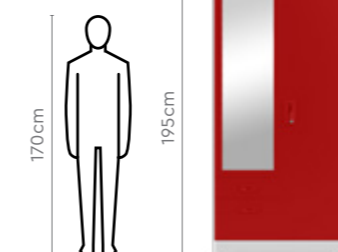
Without Overhead Unit (OHU)




With Overhead Unit (OHU)



Proportion



Details



Slimline Minor Locker

[View More](#) →

[Download PDF](#) ↓

Features

- A mini locker wardrobe meant to store valuable items and accessories.
- Ideal for small offices and even homes where you can safely keep your important documents, files and jewellery.



Design Registration No.: 216538

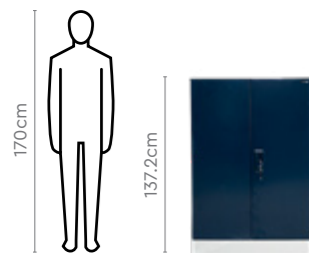
Colour




Measurements



Proportion



Details



Slimline Minor 2S

[View More](#) →

[Download PDF](#) ↓

Features

- This variant of Slimline Minor locker keeps your large valuables, items, and boxes safe and secure.
- Has a compact design that fits into any corner of a room.



Colour



Measurements



Proportion



Details



Slimline XL – 2 Door

[View More](#) →

[Download PDF](#) ↓

Features

- Maximise storage space with the Slimline XL – 2 Door welded wardrobe, designed to optimise every inch.
- Aesthetically appealing and built to last with a locker, ample storage for hanging and stacking.
- Legs fitted with leveller to adjust uneven floors. The skirt facilitates ground cleaning.



Colour

BODY



Matt Alpine White

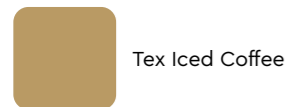
DOOR



Matt Warm Grey



Tex Tree Bark



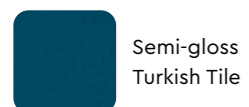
Tex Iced Coffee




Matt Lilac Glaze



Semi-gloss Sun Dried Tomato



Semi-gloss Turkish Tile

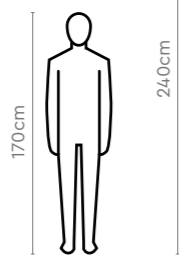


Semi-gloss Black Plum

Measurements



Proportion



Details



Slimline XL – 3 Door

[View More](#) →

[Download PDF](#) ↓

Features

- The Slimline XL – 3 Door has separate zones for His and Hers, with storage space, stacking space, a locker, a secret locker, a vanity drawer, and 2 drawers.
- The sleek design and streamlined aesthetics cater to the space constraints of urban households.
- Complete knockdown construction.



Colour

BODY



Matt Alpine White

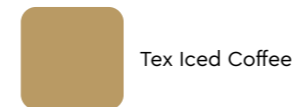
DOOR




Matt Warm Grey



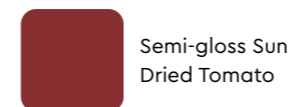
Tex Tree Bark



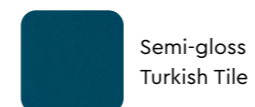
Tex Iced Coffee




Matt Lilac Glaze



Semi-gloss Sun Dried Tomato



Semi-gloss Turkish Tile

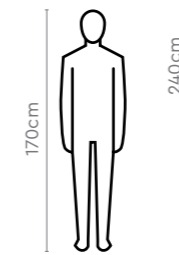


Semi-gloss Black Plum

Measurements



Proportion



Details



Slimline XL – 3 Door

With Locker

[View More](#) →

[Download PDF](#) ↓

Features

- With spacious shelves and different zones for hangers the Slimline XL – 3 Door has ample space for storing and categorising clothing and other items.
- Includes a locker for storing valuables safely.
- The sleek design and streamlined aesthetics cater to the space constraints of urban households.
- Complete knockdown construction.



Colour

BODY



Matt Alpine White


DOOR



Matt Warm Grey



Tex Tree Bark



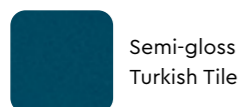
Tex Iced Coffee




Matt Lilac Glaze



Semi-gloss Sun Dried Tomato




Semi-gloss Turkish Tile

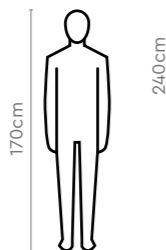


Semi-gloss Black Plum

Measurements



Proportion



Details



Slimline with Fantasia Door

[View More](#) →


[Download PDF](#) ↓

Features


- Sleek storage solution and cleverly-designed internal structure allows for easy categorisation of garments and other paraphernalia.
- Flushed handles and clean lines add a touch of contemporary style to your place.



Colour




Semi-gloss Royal Ivory & Dark Wood



Semi-gloss Royal Ivory & Walnut

Measurements

2 Door



50.7cm

90cm

3 Door

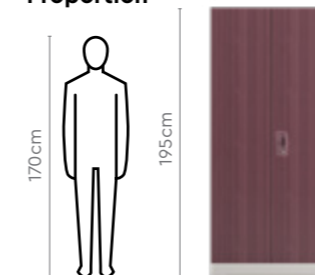


50.7cm


134.9cm



Proportion



Details



Digital Printed Range – Slimline

[View More](#) →

[Download PDF](#) ↓


Features

- The sleek Slimline wardrobe gets a refreshing update with vibrant prints to brighten your bedroom.
- Superior quality digital prints for bright colours and a clear and sharp finish.
- Multiple shelves for organized storage.
- Optional locker and drawer for security and easy access to everyday items.
- Sturdy CRCA steel construction, designed to last.
- Easy care with a simple wipe-down cleaning.



Colour


BODY



DOOR



Measurements



Under the Sea on Teal Blue door



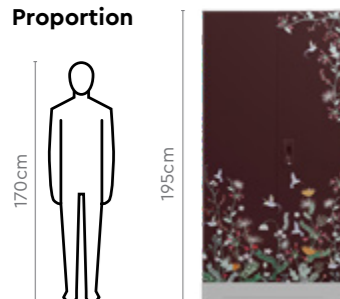
Midnight Blue on Midnight Blue door



Hummingbird Hustle on Russet door



Proportion



Details



Slimline Colour Range

Colour Schemes

[View More](#) →

[Download PDF](#) ↓

SLIMLINE 2D, 3D, 2D LOCKER AND 3D LOCKER

Body



Door



Accessories

Mirror Options

View More →

Download PDF ↓

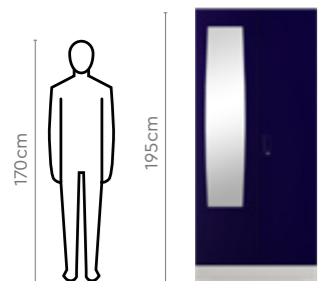
Slimline Mirror

SLIMLINE 2D / 2D LOCKER / SLIMLINE 3D



SA Metal Curvilinear Star Design Straight

Proportion



Slide N Store Mirror



Straight

Auraline® Mirror



Straight

Centurion Plus Mirror



Straight



Available in 600 locations in India.

North: Delhi, Chandigarh, NCR, Lucknow

South: Chennai, Bengaluru, Hyderabad, Kochi

West: Mumbai, Ahmedabad, Bhopal, Pune

East: Kolkata, Bhubaneswar, Guwahati, Patna

Godrej & Boyce Mfg. Co. Ltd.

Godrej Interio,
Pirojshanagar, Vikhroli (W),
Mumbai 400 079

Toll Free Number: 1800-209-5511

Email: sales@godrej.com

Website: www.godrejinterio.com

B2CHMERNGECOCT24

godrejinterio.com

MODULAR FURNITURE . DESKING . SEATING . STORAGE . INTERIORS . LAB . HEALTHCARE . HOME

Follow us on /godrejinterio



TRA Research
India's
Most Trusted Brand
2022
Furniture Category



**Indian Sleep
Products Federation**
Member of
Indian Sleep
Products Federation



Marksmen Daily
Most Preferred Brand
2022



Marksmen Daily
Most Trusted Brands
of India
2024 - 2025



**India's Retail
Champions Awards**
Champion
2024



Franchise India
Retail Brand of the Year
2022
Speciality/Furniture
Retail Category



The Economic Times
Best Brands®
2022



Marksmen Daily
Brand Of The Year
2023 - 2024



ET Now
Iconic Brands of India
2024

Godrej interio
talk green.
walk green.

An initiative by Godrej Interio,
the first Indian furniture company
with GREENGUARD certified products.



The GREENGUARD Certification Program gives assurance that products designed for use in indoor spaces meet strict chemical emission limits, which create healthier interiors. The certification qualifies for LEED credits and IGBC credits.

In keeping with the Godrej policy of continuous development and improvement, the design, dimension and specification may be updated without prior notice or obligations. Form, Colour and Finish of product in this document are representative of design intent and may vary from actual. Colour options depicted in this catalogue are as close to what modern printing processes allow. All dimensions are in 'cm' and are subject to commercial tolerance. Our products are meant for indoor use only.